









Vermont CHEESE SUMMIT

Farm & Facility NAVIGATION TIPS

-  Attendees must be registered for each individual tour they would like to participate in, **maximum two tours per attendee**. All tour registrations are taken via 2024vermontcheesesummit.sched.com.
-  We strongly recommend you refer to the **official Farm & Facility Tour map** and travel time between locations before registering for tours.
-  You are registering for an authentic Vermont experience -- and limited cell reception is an every-day part of life in Vermont. Please remember to **download or print maps and travel directions for off-line use** before you leave for a location.
-  Many farms have provided additional helpful directions in their tour listing on the Sched platform, as well as any instructions for attendees.
-  Farms and creameries may have markets or retail spaces listed on Google, but those aren't necessarily their farm or creamery space. **Please use the addresses provided on our map and in Sched.**
-  Mileage can be deceptive in Vermont; many roads have low speed limits and carry you through many small towns and villages. This is why we've provided this chart below to help you estimate **how long it will take you to travel between tour sites**.

Farm & Facility Travel Time Matrix

| | Burlington, VT | Cabot Creamery | Crowley Cheese | Good Hands Creamery | Grafton Village Cheese | Jasper Hill Farm | Parish Hill | Plymouth Cheese | Shelburne Farms | Stony Pond Farm | Vermont Creamery | Vermont Shepherd | von Trapp Farmstead |
|------------------------|----------------|----------------|----------------|---------------------|------------------------|------------------|-------------|-----------------|-----------------|-----------------|------------------|------------------|---------------------|
| Burlington, VT | 0 | 1hr 15m | 2h | 1h 45m | 2 hrs | 1h 40m | 2h 10m | 2 hr | 20m | 45m | 1h 15m | 2h 15m | 1hr |
| Cabot Creamery | 1h 15m | 0 | 2h | 1h 45m | 2h 10m | 30m | 2h 10m | 1h 50m | 1h 15m | 1h 40m | 2h 10m | 2h 10m | 1h |
| Crowley Cheese | 2h | 2h | 0 | 40m | 45m | 2h 20m | 1h | 22m | 1h 50m | 2h 45m | 1h | 1h | 1h 45m |
| Good Hands Creamery | 1h 45m | 1h 45m | 40m | 0 | 45m | 2h | 40m | 35m | 1h 50m | 2h 15m | 1h 25m | 40m | 1h 30m |
| Grafton Village Cheese | 2 hrs | 2h 10m | 45m | 45m | 0 | 2h 20m | 25m | 50m | 2h 20m | 2h 50m | 1h 30m | 25m | 2h 10m |
| Jasper Hill Farm | 1h 40m | 30m | 2h 20m | 2h | 2h 20m | 0 | 2h 15m | 2 hr 10m | 1h 40m | 1h 20m | 2h 25m | 2h 15m | 1h 20m |
| Parish Hill | 2h 10m | 2h 10m | 1h | 40m | 25m | 2h 15m | 0 | 1h | 2h 15m | 2h 40m | 1h 40m | 3m | 2h |
| Plymouth Cheese | 2h | 1h 50m | 22m | 35m | 50m | 2h 10m | 1h | 0 | 1h 50m | 2h 30m | 1h 5m | 1h 5m | 1h 20m |
| Shelburne Farms | 20m | 1h 15m | 1h 50m | 1h 50m | 2h 20m | 1h 40m | 2h 15m | 1h 50m | 0 | 1h | 1h | 2h 20m | 55m |
| Stony Pond Farm | 45m | 1h 40m | 2h 45m | 2h 15m | 2h 50m | 1h 20m | 2h 40m | 2h 30m | 1h | 0 | 1h 25m | 2h 45m | 1h 25m |
| Vermont Creamery | 1h 15m | 2h 10m | 1h | 1h 25m | 1h 30m | 2h 25m | 1h 40m | 1h 5m | 1h | 1h 25m | 0 | 1h 55m | 1h 20m |
| Vermont Shepherd | 2h 15m | 2h 10m | 1h | 40m | 25m | 2h 15m | 3m | 1h 5m | 2h 20m | 2h 45m | 1h 55m | 0 | 2h |
| von Trapp Farmstead | 1hr | 1h | 1h 45m | 1h 30m | 2h 10m | 1h 20m | 2h | 1h 20m | 55m | 1h 25m | 1h 20m | 2h | 0 |

